

Myriad™ Conceal

Automatic Electric Projection Screen Model

DA-LITE
A brand of 

SUGGESTED SPECIFICATIONS: _____ projection screen(s), _____ (H) x _____ (W), electrically operated 120 volt (60 Hz) not more than 2.4 amp. with a quick connect male plug-in connector on the motor. Shall have specially designed motor mounted inside the roller, to be three wire with ground, quick reversal type, oiled for life, with automatic thermal overload cutout, integral gears, capacitor and an electric brake to prevent coasting. To have preset but adjustable limit switches to automatically stop picture surface in the "up" and "down" positions. Junction box shall be internally integrated into the housing making it possible to install the housing and wire to the building's electrical system during construction. The junction box shall contain a quick connector that is mounted in the housing for easy plug-in connection to the motorized fabric and roller assembly. The motorized fabric and roller assembly to be installed in the case at the factory or at a later time at the job site. The fabric roller to be of rigid metal. Screen fabric to be seamless and mildew resistant with black masking borders standard. Case shall be a white powder coated extruded aluminum. End caps to be of heavy gauge steel powder coated white. A section of the bottom of the case shall be an aluminum door equipped with hinges so that it opens and closes automatically with the lowering and raising of the picture surface. When the picture surface is being lowered, the door shall drop open by gravity. When the picture surface is being raised, the two ends of the slat at the bottom screen fabric shall engage two hooks on the door to lift it to the closed position. The balance of the bottom of the case shall be a second removable aluminum door with manual opening to provide access. Doors to be of extruded aluminum powder coated white. Bottom of case to be self-trimming, with a built-in flange around the bottom of the case. To be complete with integrated low voltage control unit and three position control switch and cover plate. Suitable for use in environmental air space in accordance with section 300-22 (c) of the National Electric Code, and sections 2-128, 12-010 (3) and 12-100 of the Canadian Electrical Code, part 1, CSA C22.1. Screen to be listed by Underwriters' Laboratories.



Tensioned Models: Screen fabric to be flame retardant and mildew resistant vinyl with black masking borders standard. Each side of the screen surface to have tab guide cable system to maintain even lateral tension and hold surface flat. Custom slat bar with added weight maintains vertical tension on the screen surface. The ends of the slat to be protected by heavy duty plastic caps enclosing a preset adjustable mechanism for screen tensioning.

Non-Tensioned Models: Screen fabric to be flame retardant and mildew resistant fiberglass with black masking borders standard. Bottom of fabric shall be formed into a pocket holding a metal rod. Heavy duty vinyl caps shall protect the ends of the rod.

SightLine Models: Roller designed to drop material from case on (4) 1.5mm galvanized aircraft cables. 16' (5m) maximum cable drop.

PRODUCT NOTES

All Models

- Overall case length dimensions +/- 1/4" (6mm).
- Detail dimensional drawings, wiring diagrams and installation instructions available upon request.
- Decora-style, three-button wall switch with motor limit adjustment and third party control connections on the back.
 - Dry Contact Interface
 - Projector Trigger (5-12V)
- All surfaces will be seamless in the image area.
- All viewing surfaces are standard with black backing except HD Progressive ReView 0.9 and Da-Tex.
- Specifications subject to change without notice.
- Custom formats and sizes available upon request.

Tensioned Models with Standard Drop

- **All screens standard with 12" black drop at the top.** Extra drop may alter case dimensions. Contact Da-Lite for details.

Non-Tensioned Models with Standard Drop

- **All screens standard with 2" black drop at the top.**
- **Matte White:** Horizontal seam required when both dimensions exceed 10'.
- **High Contrast Matte White:** Available in sizes where both dimensions do not exceed 8'. Only available in the 193" diagonal HDTV format standard size.

SightLine Models (Tensioned and Non-Tensioned)

- **All screens standard with 16' (5m) of fully adjustable cable drop. Drop to be set to 24" at the factory and adjusted to desired distance during installation.**
- HD Progressive ReView 0.9 and Da-Tex rear projection surfaces will include an additional 19" of black at the top.

WHEN ORDERING, MARK APPROPRIATE SELECTIONS

1. Select size from charts.
2. Select viewing surface (Da-Lite surfaces are GREENGUARD and GREENGUARD GOLD Certified):

Tensioned

Parallax Stratos 1.0
HD Progressive 1.0
HD Progressive 1.1 Contrast
HD Progressive 1.3
HD Progressive ReView 0.9*
Da-Mat
Da-Tex*

*Rear projection

Non-Tensioned

Matte White
High Contrast Matte White
(see product notes for availability)

3. Options:

SightLine Cable Drop
Black Case

220 Volt (50 Hz) Motor

4. Optional Accessories:

Screen Controller (TCP/IP, RS232,
Dry Contact, and VPI/Trigger)
Radio Frequency (BLE) Remote
Infrared Remote
PoE Injector

Key Locking Cover Plate for LVC
Switch

Tensioned Models - Standard Drop

HDTV (16:9) Format Dimensions

Viewing Area (H x W)		Nominal Diagonal		Overall Length of Case*		Approx. Hang. Wt.		Approx. Ship. Wt.	
In.	Cm	In.	Cm	In.	Cm	Lbs.	Kg	Lbs.	Kg
94.5" x 168"	240 x 427	193"	490	191¾"	487	161	73.2	420	190.5
99" x 176"	251 x 447	202"	513	200"	508	168	76.3	438	198.7
108" x 192"	274 x 488	220"	559	216¾"	551	181	82.0	471	213.6

Wide (16:10) Format Dimensions

Viewing Area (H x W)		Nominal Diagonal		Overall Length of Case*		Approx. Hang. Wt.		Approx. Ship. Wt.	
In.	Cm	In.	Cm	In.	Cm	Lbs.	Kg	Lbs.	Kg
105" x 168"	267 x 427	198"	503	192¾"	490	162	73½	422	191.4
110" x 176"	279 x 447	208"	528	201¼"	511	169	76.6	440	199.6
120" x 192"	305 x 488	226"	574	218¼"	554	181	82.2	472	214.1

Non-Tensioned Models - Standard Drop

HDTV (16:9) Format Dimensions

Viewing Area (H x W)		Nominal Diagonal		Overall Length of Case*		Approx. Hang. Wt.		Approx. Ship. Wt.	
In.	Cm	In.	Cm	In.	Cm	Lbs.	Kg	Lbs.	Kg
94.5" x 168"	240 x 427	193"	490	183"	465	155	70.4	404	183.3
99" x 176"	251 x 447	202"	513	191"	485	161	73.0	419	190.1
108" x 192"	274 x 488	220"	559	207"	526	173	78.6	451	204.6

Wide (16:10) Format Dimensions

Viewing Area (H x W)		Nominal Diagonal		Overall Length of Case*		Approx. Hang. Wt.		Approx. Ship. Wt.	
In.	Cm	In.	Cm	In.	Cm	Lbs.	Kg	Lbs.	Kg
105" x 168"	267 x 427	198"	503	183"	465	155	70.4	404	183.3
110" x 176"	279 x 447	208"	528	191"	485	161	73.0	419	190.1
120" x 192"	305 x 488	226"	574	207"	526	173	78.6	451	204.6

*Case length does not include self-trimming flange.

Tensioned Models - SightLine Cable Drop

HDTV (16:9) Format Dimensions

Viewing Area (H x W)		Nominal Diagonal		Overall Length of Case*		Approx. Hang. Wt.		Approx. Ship. Wt.	
In.	Cm	In.	Cm	In.	Cm	Lbs.	Kg	Lbs.	Kg
94.5" x 168"	240 x 427	193"	490	195¼"	496	199	90.2	518	235.0
99" x 176"	251 x 447	202"	513	209¼"	531	212	96.0	551	249.9
108" x 192"	274 x 488	220"	559	218¼"	554	220	99.6	572	259.5

Wide (16:10) Format Dimensions

Viewing Area (H x W)		Nominal Diagonal		Overall Length of Case*		Approx. Hang. Wt.		Approx. Ship. Wt.	
In.	Cm	In.	Cm	In.	Cm	Lbs.	Kg	Lbs.	Kg
105" x 168"	267 x 427	198"	503	195¼"	496	199	90.2	518	235.0
110" x 176"	279 x 447	208"	528	209"	531	212	96.0	551	249.9
120" x 192"	305 x 488	226"	574	218¼"	554	220	99.6	572	259.5

Non-Tensioned Models - SightLine Cable Drop

HDTV (16:9) Format Dimensions

Viewing Area (H x W)		Nominal Diagonal		Overall Length of Case*		Approx. Hang. Wt.		Approx. Ship. Wt.	
In.	Cm	In.	Cm	In.	Cm	Lbs.	Kg	Lbs.	Kg
94.5" x 168"	240 x 427	193"	490	186¼"	473	190	86.4	496	225.0
99" x 176"	251 x 447	202"	513	194¼"	493	198	89.7	515	233.6
108" x 192"	274 x 488	220"	559	210¼"	534	213	96.5	554	251.3

Wide (16:10) Format Dimensions

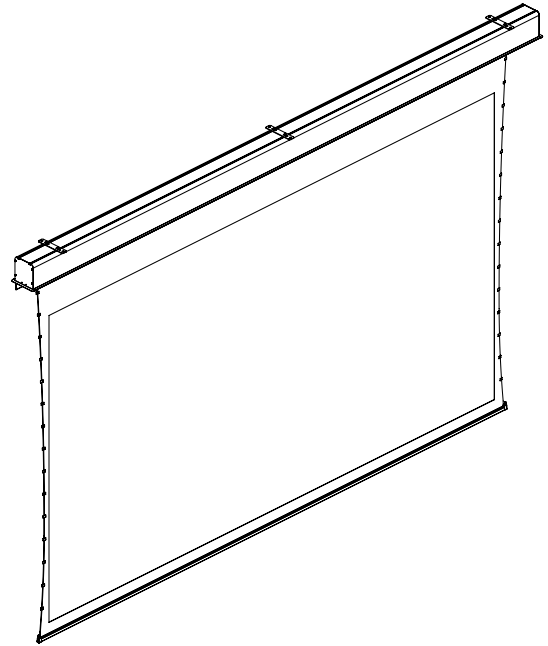
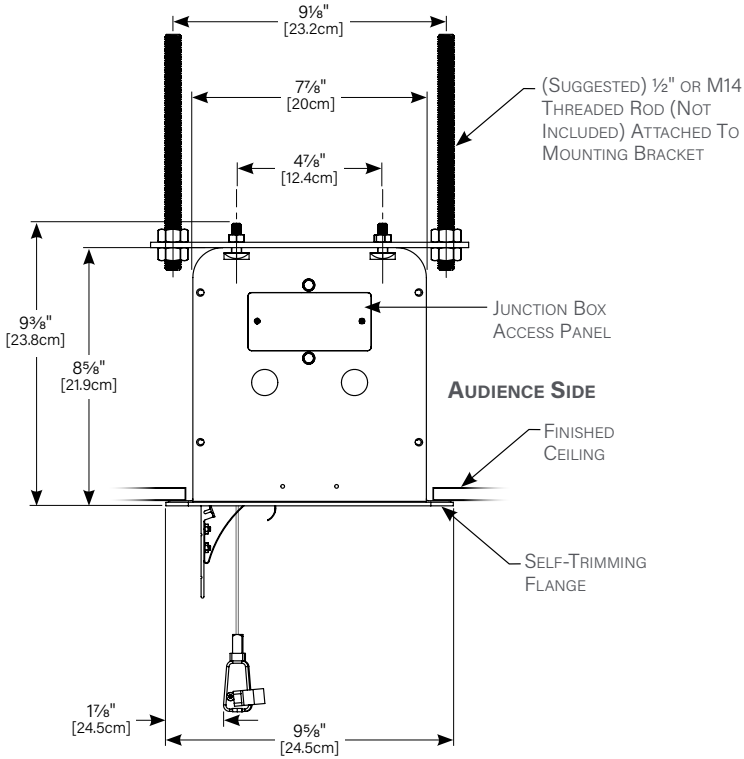
Viewing Area (H x W)		Nominal Diagonal		Overall Length of Case*		Approx. Hang. Wt.		Approx. Ship. Wt.	
In.	Cm	In.	Cm	In.	Cm	Lbs.	Kg	Lbs.	Kg
105" x 168"	267 x 427	198"	503	186¼"	473	190	86.4	496	225.0
110" x 176"	279 x 447	208"	528	194¼"	493	198	89.7	515	233.6
120" x 192"	305 x 488	226"	574	210¼"	534	213	96.5	554	251.3

*Case length does not include self-trimming flange.

PRODUCT VIEWS

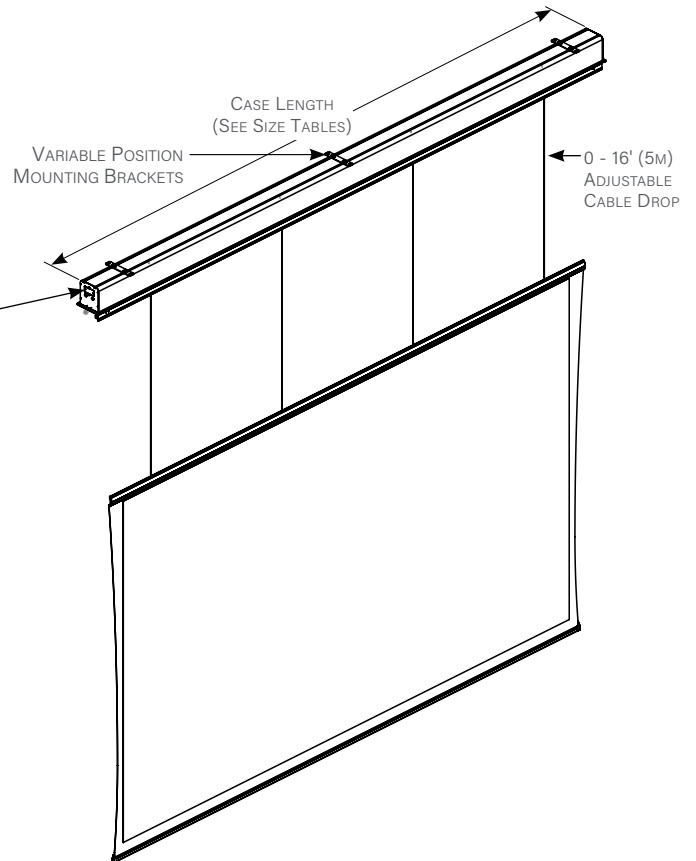
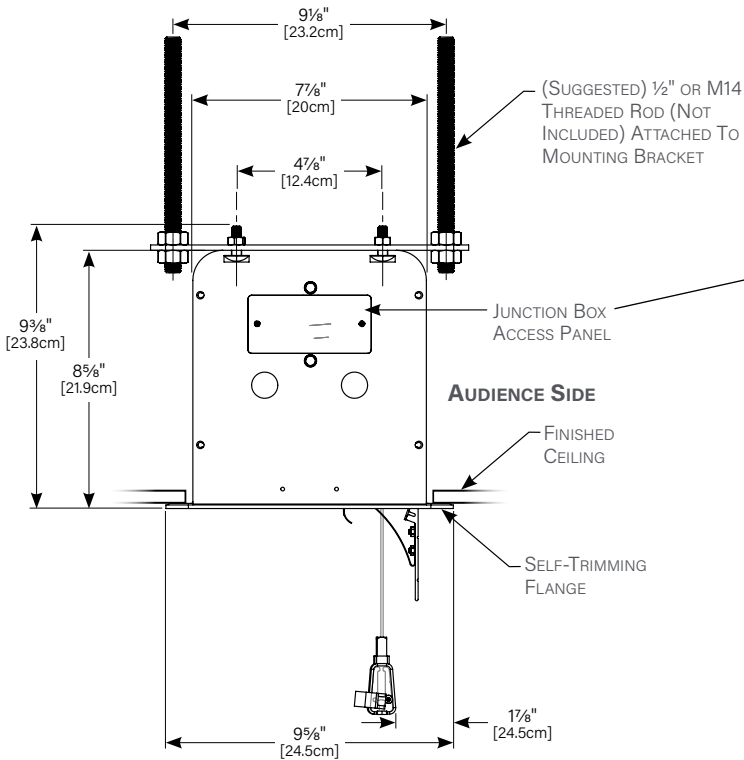
Standard Drop

Tensioned model pictured. Matte White and High Contrast Matte White non-tensioned surfaces will not have tabs or parabolic side borders.



SightLine Cable Drop

Tensioned model pictured. Matte White and High Contrast Matte White non-tensioned surfaces will not have tabs or parabolic side borders.



Project Name: _____
Architect: _____
Contractor: _____ Phone: _____
Reseller: _____ Phone: _____